



lumini Solucoes em Iluminacao LTDA
www.lumini.com.br
Email:laboratorio@lumini.com.br
Tel:+55 11 3437-5555 Fax:+55 11 3437-5555
Address:Rua Ferreira Viana, 716 - Socorro - São Paulo/SP

lumini

LumCAT:

Luminaire: rocket sm cob s fa

LampCAT: modulo led 12.5W 3000K irc 90

Ballast type: led driver 350mA

Report No:

Voltage(V): 127.0000

Test No:

Current(A): 0.1100

Number of Lamps: 1

Power (W): 13.7400

Lamp flux(lm): 1550.0

PF: 0.9800

Length(mm): 55

Width(mm): 55

Phm Type: C

Height(mm): 0

Photometric Results

Lumens(lm): 1052.53, Efficiency(%): 67.91% , Luminous Efficacy(lm/W): 76.60

Central intensity(cd): 2427.491, Maximum intensity(cd): 2427.491

Angle of maximum intensity: C=0.0 γ =0.0

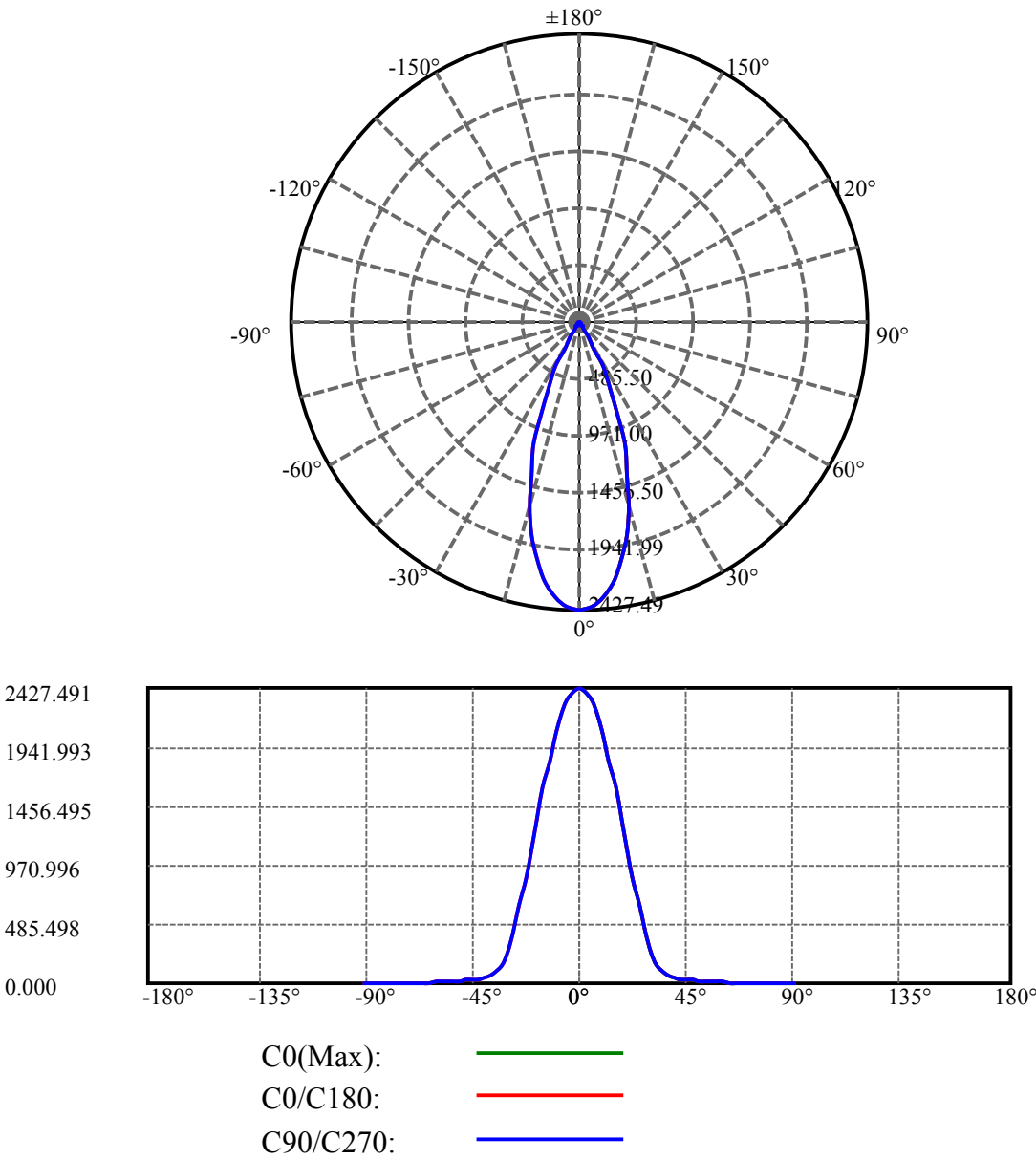
Beam angle of C0 plane : 38.07

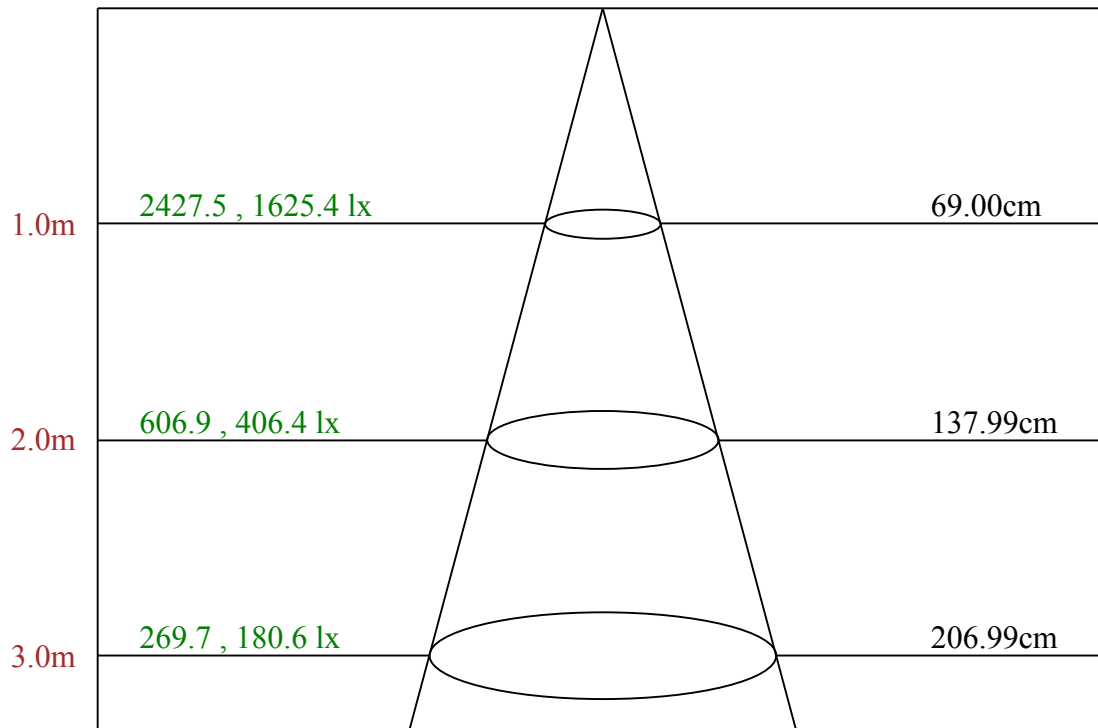
Aveage BeamAngle(IEC 61341):38.07

Equipment: equipamento lumini
Temperature(°C): 25.5

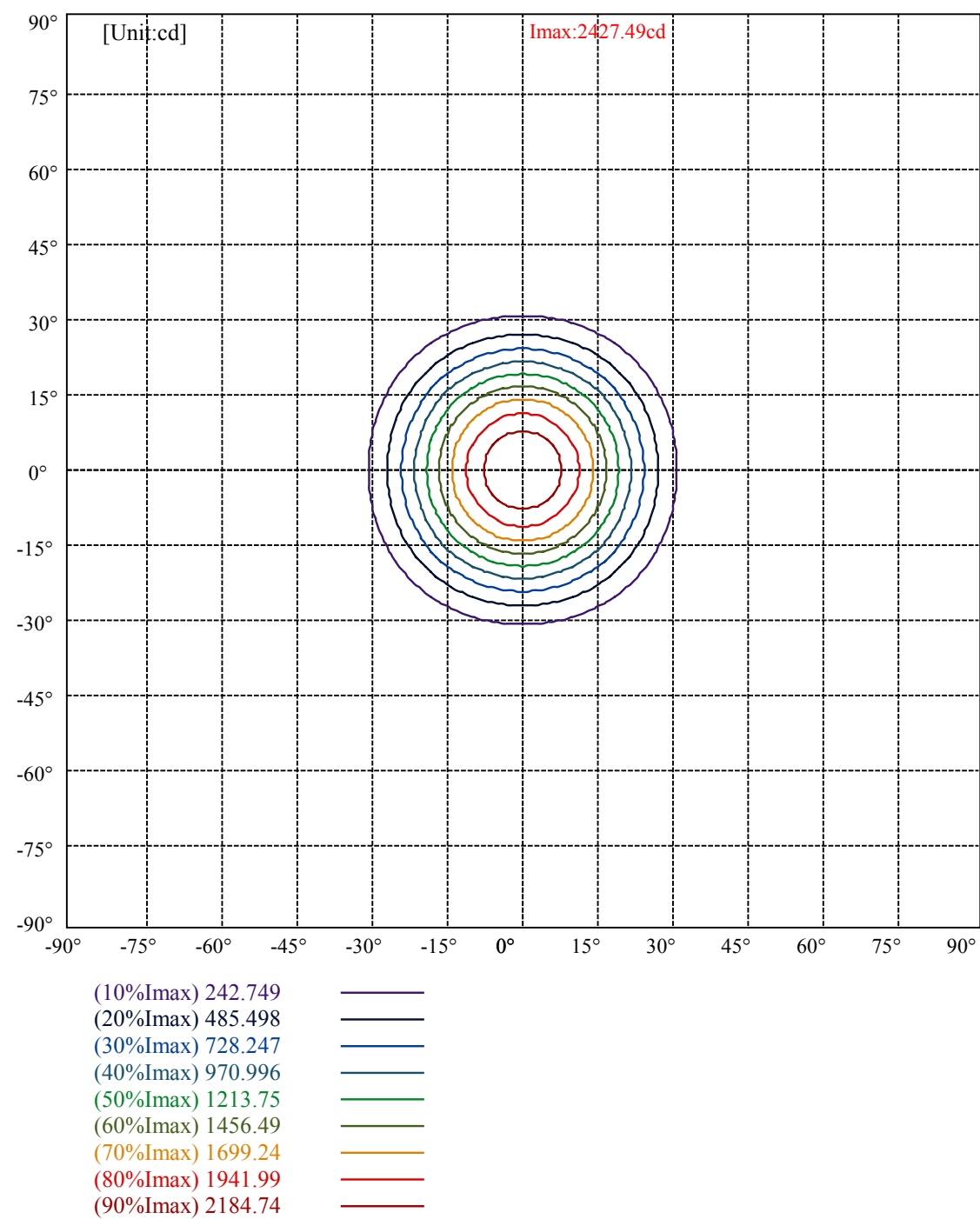
Date: 5/9/2024
Humidity(%): 55.0%

Operator: 01
Distance(m): 6.90





Max , Ave Beam angle of C0 plane 38.07



lumini

Luminance Limiting Curve(no luminous side)

Appendix Page: 5 Total:6

Luminance Table

γ	45	50	55	60	65	70	75	80	85
C0	12687	9727	7666	5985	4571	3503	3747	5246	10068
C45	12687	9727	7666	5985	4571	3503	3747	5246	10068
C90	12687	9727	7666	5985	4571	3503	3747	5246	10068

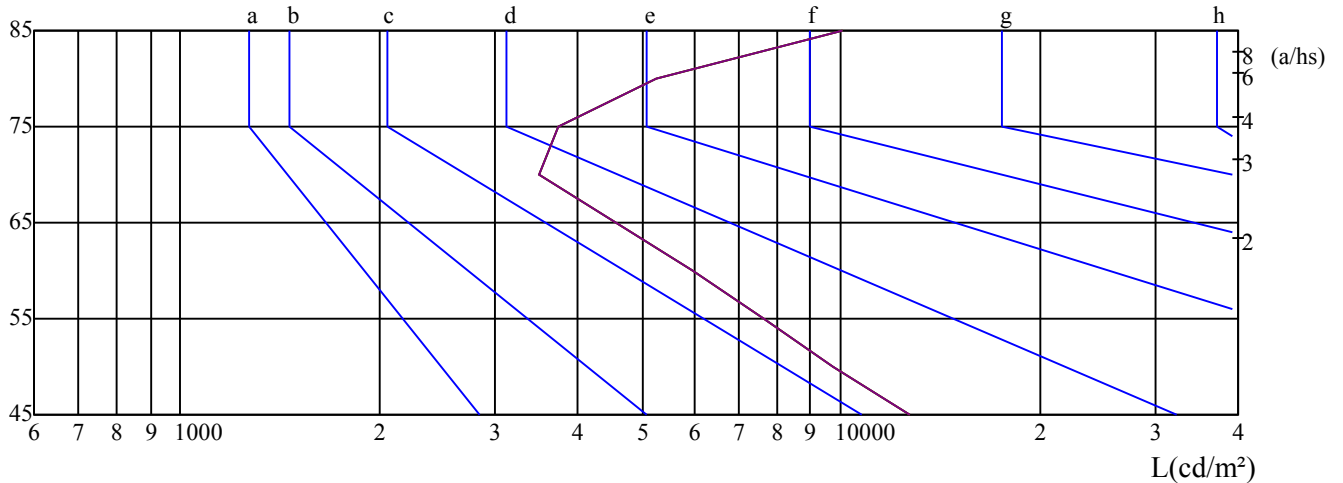
L(Hor)(65)	L(Ver)(65)	L45(65)	L(Hor)(75)	L(Ver)(75)	L45(75)	L(Hor)(85)	L(Ver)(85)	L45(85)
4571	4571	4571	3747	3747	3747	10068	10068	10068

Glare Table

Glare	Quality	Service Values Illuminance(lx)							
1.15	A	2000	1000	500	≤ 300				
1.5	B		2000	1000	500	≤ 300			
1.85	C			2000	1000	500	≤ 300		
2.2	D				2000	1000	500	≤ 300	
2.55	E					2000	1000	500	≤ 300
		a	b	c	d	e	f	g	h

Luminance Limiting Curve

$\gamma(^{\circ})$



C0 ———

C45 ———

C90 ———

Equipment: equipamento lumini
Temperature($^{\circ}$ C): 25.5

Date: 5/9/2024
Humidity(%): 55.0%

Operator: 01
Distance(m): 6.90

Illumination assessment according UGR											
Rf of Ceiling	70	70	50	50	30	70	70	50	50	30	
Rf of Wall	50	30	50	30	30	50	30	50	30	30	
Rf of Floor	20	20	20	20	20	20	20	20	20	20	
Room dimensions		Viewed crosswise					Viewed endwise				
X	Y										
2H	2H	16.60	17.55	16.97	17.86	18.17	15.43	16.37	15.79	16.68	17.00
	3H	16.64	17.48	17.03	17.82	18.16	15.46	16.29	15.84	16.63	16.98
	4H	16.63	17.40	17.03	17.76	18.13	15.46	16.24	15.87	16.59	16.96
	6H	16.69	17.40	17.11	17.77	18.17	15.57	16.28	15.99	16.66	17.06
	8H	16.73	17.41	17.16	17.79	18.20	15.65	16.33	16.08	16.71	17.12
	12H	16.84	17.48	17.27	17.87	18.29	15.81	16.45	16.24	16.85	17.27
4H	2H	16.45	17.22	16.85	17.58	17.95	15.34	16.12	15.74	16.47	16.84
	3H	16.52	17.17	16.95	17.56	17.98	15.41	16.06	15.84	16.46	16.88
	4H	16.59	17.15	17.03	17.57	18.02	15.52	16.07	15.95	16.50	16.95
	6H	16.69	17.19	17.17	17.64	18.09	15.69	16.19	16.17	16.64	17.09
	8H	16.83	17.29	17.32	17.75	18.22	15.89	16.34	16.37	16.80	17.28
	12H	17.08	17.50	17.57	17.95	18.47	16.20	16.62	16.70	17.08	17.60
8H	4H	16.48	16.93	16.97	17.39	17.87	15.44	15.90	15.93	16.36	16.83
	6H	16.68	17.06	17.19	17.54	18.05	15.75	16.12	16.26	16.60	17.12
	8H	16.98	17.29	17.51	17.81	18.31	16.12	16.43	16.66	16.95	17.45
	12H	17.39	17.63	17.94	18.15	18.67	16.64	16.88	17.18	17.39	17.92
12H	4H	16.45	16.87	16.94	17.33	17.85	15.43	15.85	15.92	16.30	16.82
	6H	16.74	17.05	17.28	17.58	18.07	15.83	16.14	16.37	16.67	17.16
	8H	17.06	17.29	17.60	17.81	18.33	16.24	16.47	16.78	16.99	17.51
Variation with the observer position at spacings:											
S = 1.0H		3.8/-2.8					3.8/-2.8				
S = 1.5H		5.7/-3.1					5.7/-3.1				
S = 2.0H		7.2/-3.0					7.2/-3.0				
Standard tables:		BK3					BK3				
Uncorrected UGR		-2.6					-2.6				

依据CIE Publ. 117 计算 UGR, S/H = 0.25